

CHAPTER V

CONCLUSION AND SUGGESSTION

Referring to the result of the data analysis related to the purpose of this study, the writer would like to give the following conclusion and suggestion.

5.1 Conclusion

Based on the research, the writer concluded that:

- 5.1.1 The first year student of SMPN 1 Malaka Timur who become in subject ofresearch they have mastered the use of picture. It can be seen on average 83% of wrong answer.
- 5.1.2 The level of the first grade students of SMPN 1 Malaka Timur of the subject on level mastery of good it can be seen in the table 02 shows that students can to answer on passive and active vocabulary.
- 5.1.3 The problem that I found students in SMP Negeri 1 Malaka Timur to master picture was a lack of vocabulary mastery in mistering picture so that they still had difficulty in mastering picture.

5.2 Suggestions

Based on the result of her study, the writer likes to give some suggestion for English teacher and all students' as follows:

1. For the Students a. In teaching learning process the students should be motivated about importance of vocabulary so that, they are study hard for the improvement of their vocabulary.
 - a. In teaching learning process the students should be motivated about importance of vocabulary so that, they are study hard for the improvement of their vocabulary.
 - b. Students should give more attentions and creative to improving their knowledge of vocabulary.
2. For the English Teacher
 - a. English teacher should encourage their students' by giving more exercise about vocabulary test.
 - b. English teacher have to guide their students' by giving them some appropriate techniques in learning vocabulary especially by using pictures.
 - c. English teacher have the responsibility to prepare their students' future particularly as a prospective teacher.

3. For Other Researcher
 - a. For future researcher should give more creative for students in learning English especially in learning vocabulary.
 - b. For future researcher must pay attention to the materials given especially in learning vocabulary.

BIBLIOGRAPHY

- Ahmad, R. and Kamarudin, A. (2001), “*Audit Delay and Timeliness of Corporate Reporting*:
- Bachelor. 2009. *Using Picture in Teaching Vocabulary*. Cheko: Masaryk University Thesis.
- Brown, H-Douglas. 2000. *Principles of Language Learning and Teaching*. London: Longman.
- Burhan Nurgiyantoro. 2001. *Penilaian dalam Pengajaran Bahasa dan Sastra*. Yogyakarta: BPFE
- Cameron Lynne. (2001). *Teaching Languages to Young Learners*. Cambridge: Cambridge University Press.
- Celce, Marianne. 2016. *The Use of Picture in Teaching Vocabulary in EFL Middle School Classe*. Barika: Mohamed Kheider University.
- Creswell, Jhon W. 1994. *Research Design (Qualitative, Quantitative, Mixed Methods Approaches)*.
- Ellis, A. (1998). *Rational emotive behavior therapy and its applications to emotional education*. In A. Ellis & S. Blau (Eds.), *The Albert Ellis reader: A guide to well-being using rational emotive behavior therapy* (pp. 253-260). New Jersey: Citadel Press
- Hedgcock and farris. 2009. *Teaching Readers of English*. New York: University of California.
- Hiebert and Kamil. 2005. *Teaching and Learning Vocabulary Bringing Research to Practice*. London: New Jersey.
- Hiebert, Elfrieda H and Kamil, Michael L. 2005. *Teaching and Learning Vocabulary Bringing Research to Practice*. New Jersey: Lawrence Erlbaum Associates. Inc.
- Huyen, Nguyen and Khuat Thi Thu Nga. 2003. *Learning Vocabulary through Games, The Effectiveness of Learning Vocabulary through Games*. Retrieved on November 10, 2011. http://www.asian-efl journal.com/dec_03_vn.pdf

Nurhadi. 1995. Tata Bahasa pendidikan: *Landasan Penyusunan Buku Bahasa. Semarang: IKIP Semarang Press.*

Uberman, Agnieszka. (1998). *The use of games for vocabulary presentation and Revision. English Teaching. Forum: 36(1): 20-29 A Journal for the Teacher of the English Outside the United States.*

W right, Andrew. 1990. *Picture for Language Learning.* New York: Cambridge University Press.

APPENDIX

1. The picture that are brought are called?



- A. Dog
- B. Cat
- C. Tiger
- D. Chicken

2. The picture above is?




- A. Chicken
- B. Tiger
- C. Dog
- D. Cat

3. What fruit tastes sweet is red and has small spots?



- A. Apple
- B. Orange
- C. Cherry
- D. Strawberry

4. I am round when i trun red. I am?



- A. Strawberry

B.Cherry

C. Orange

D.Apple

5. Look at the picture



A. Pig

B .Lion

C .Monkey

D. Tiger

6. What color soursop fruit skin?



A. Blue

B. Green

C. Red

D. Yellow

7. Marya sweeps the floor using?



A. A room

B. A broom

C. A duster

D. An eraser

8. What is this finger?





- A. Middle finger
 - B. Ring finger
 - C. Index finger
 - D. Little finger
9. What is the picture?



- A. Mouth
 - B. Nose
 - C. Eye
 - D. Ear
10. The picture below is ...



- A. an Eye
 - B. an Ear
 - C. Nose
 - D. Mouth
11. Which picture is the butterfly?



12. What is the flower called?



- A. Jasmine flower
- B. red rose
- C. sunflower
- D. dahlia flower

13. Take a look at the picture next to it is?



- A. Banana
- B. Pineapple
- C. Apple
- D. Pomegranate

14. What is this picture?



- A. Banana
- B. Mango
- C. Apple
- D. Cherry

15. What fruit is below?



- A. Apple

B. Banana

C. Mango

D. Cherry

16. What animal is this?



H. Pig

I. Tiger

J. Dog

K. Chicken

17. What animal is below?



A. Rabbit

B. Horse

C. Buffalo

D. Lion

18. What is this picture?



A. Frog

B. Gecko

C. Lizard

D. Butterfly

19. What is the name of this animal?



- A. Lion
- B. Buffalo
- C. Tiger
- D. Dog

20. Whose fruit is sweet red and has small spots?



21. what is this name of the animal below?



- A. Cow
- B. Horse
- C. Buffalo
- D. Pig

22. What kind of animal is this?



- A. Horse
- B. Pig
- C. Cow
- D. Monkey

23. What is the name of this tree?



- A. Manggo tree
- B. Banana tree
- C. Taek tree
- D. Coconut tree

24. What is the name of this animal?



- A. Seahorses
- B. Monkey
- C. Cow
- D. Seals

25. What tree is this?



- A. Jackfruit tree
- B. Orange tree
- C. Mango tree
- D. Soursop tree

26. This picture brought is?



- A. Home

- B. Tree
- C. Animal
- D. Fruit

27. What is the name of the image below?



- A. Watermelon
- B. Mango
- C. Banana
- D. Apple

28. The image below is called?



- A. Hand
- B. Tooth
- C. Mouth
- D. Chin

29. What is the name of this tree below?



- A. Banana tree
- B. Mango tree
- C. Coconut tree
- D. Jackfruit tree

30. What picture is this?



- A. Tiger
- B. Lion
- C. Cow
- D. Rabbit

Photo Of Student's

